



A Chris Alston's Chassisworks, Inc. Brand

CDS Supercharger Drive Systems

Gear- and Belt-driven Drive Systems for Vortech, ProCharger, and Paxton Centrifugal Superchargers

Single Gear Drive


Shown with optional accessory drives.



Dual Gear Drive



Offset Belt Drive



CDS is a dealer for ProCharger, Vortech, and Paxton
Call for package deals

Features:


- Models available for most Vortech, ProCharger, and Paxton superchargers
- Broad selection of drive ratios
- Large 1-3/8" -wide quick change gear set
- Timing pointer, built-in
- Crank trigger pick-up mount, built-in
- Oil level sight glass
- Aluminum blower and crankshaft hubs (Optional high-strength, heat-treated stainless steel)
- Two-piece case with alignment pins
- Scalloped gear-box and mount plates to remove excess material
- Pocket-milled in low stress areas to reduce weight
- Multiple auxiliary shafts provided to drive additional accessories (crankshaft RPM and blower RPM shafts)
- Accessory drives optionally available (alternator, fuel pump, magneto, vacuum pump, distributors, water pump, power steering pump)

Drive Hub Bushings

The drive hubs between the crankshaft, gear drive, and supercharger use high-density urethane coupler bushings (available in multiple durometers) to dampen harmonics and extend bearing life.



Single-Supercharger Gear Drive Vertical Mount








Customer Testimonial

"I am the owner of the car that you guys just shipped a blower drive to Karls East Coast Speed in Rhode Island. I just want you to know I have never seen a better crafted product in my racing years. I look forward to continued business with Chris and company."

*Regards,
Raymond*




Shown on Chassisworks Chevy II Drag Race Strut Clip




Gear-box and mount plates feature scalloped edges and pocket-milled faces to eliminate excess weight in low stress areas.


Single-Supercharger Gear Drive Angled Mount




Dual-Supercharger Gear Drive



Single-Supercharger Belt Drive Offset Mount



NOTE: Belt-drive system requires reverse rotation supercharger.



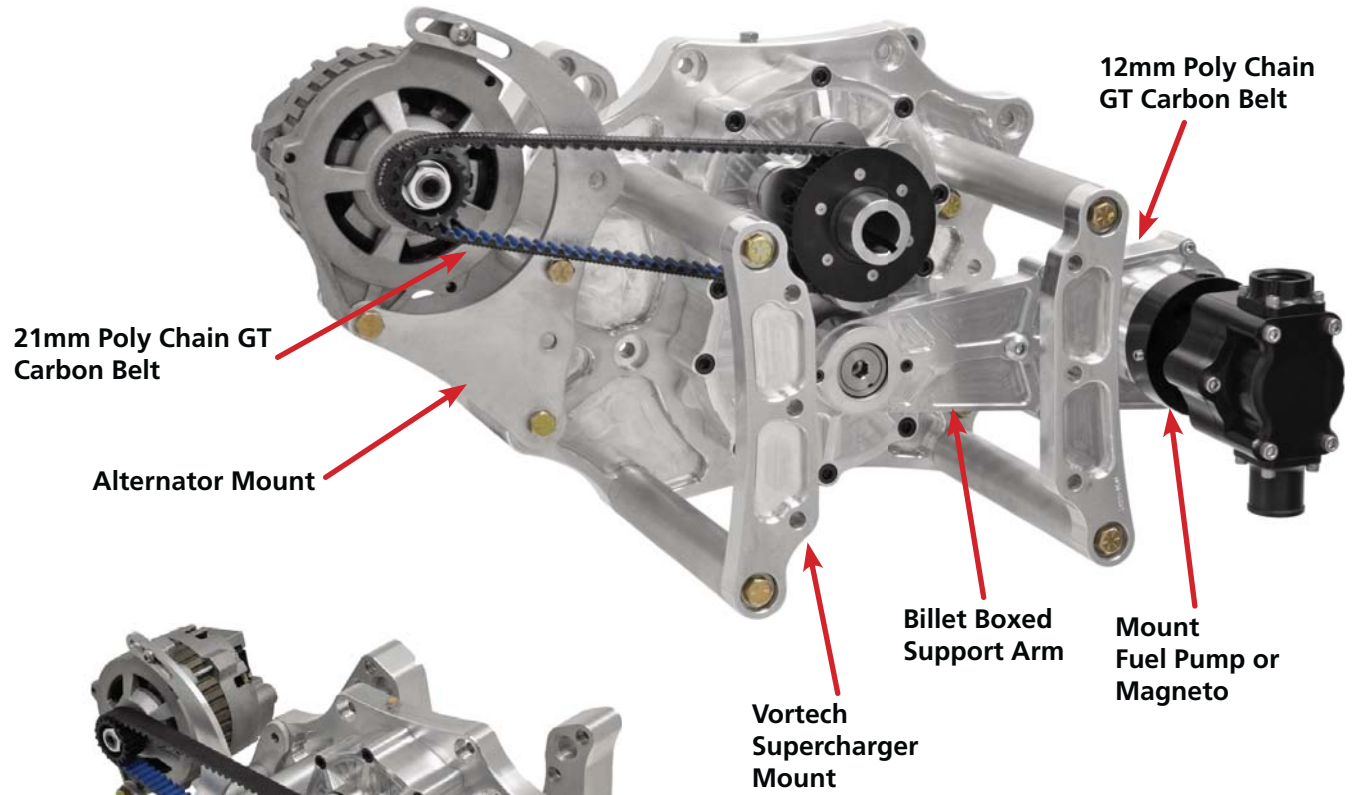
Optional Accessory Drive Arm
(Fuel Pump, Magneto)

Forward or Rear Mount
Accessory Drive




Belt Guard Installed


Accessory Mounts



Alternator Mount



Reduction Drive




Reduction Drive



- 50% crank-speed reduction drive
- Driven off available output shaft of gear drive
- Adjustable-position support spacer
- Modular output port accepts V-clamp, Aeromotive-style clamp, cable-drive adapters, or drive cap when output port is unused
- Mount single or dual accessories off front or rear of drive

Rear View



Front View



Drive Accessories

Drive Cap

Cap off the unused output port to keep bearings free of debris.



Cable Drive Adapter


Easily drive accessories mounted remotely from the engine.




Line Drive



- Extends accessory mounting range
- Adds three additional output ports
- Fully enclosed Poly Chain GT carbon belt
- Driven off available output shaft of reduction drive
- Versatile V-clamp mount allows rotation of line drive to raise or lower accessory branch
- Drive up to three accessories off front or rear output ports



Billet V-Clamp



Billet V-Clamp

Splined Adapter

- 5/8" -bore
- 3/16" or 1/8" key way
- 3/8" hex



Dry-Sump Pump Adapter



- Adapts Moroso door-car and dragster single-stage and dry sump pumps to V-clamp-style mount
- Rear support available features single stud to simple attachment to fabricated support bracket


Pump Adapter



Rear Support



Reduction drive shown with front mounted Aeromotive fuel pump and Moroso dry-sump pump



Rear Support Installed



Vacuum Pump Adapter



- Adapter for Star Mountain Motor vacuum pump

Front




Rear



Additional Mounts

In addition to the various mounting styles that build off the output shafts or drive extensions, accessories can also be mounted directly to the gear-drive base. This example shows a Peterson oil-pump bolted off the driver side of our angled supercharger gear drive with belt cog running off the crank-speed shaft.



Applications

Make	Model
Chevrolet	Small Block
	Big Block
	LS Series- Stock, LSX, WarEagle. RHS and Dart Billet Blocks
Ford	Small Block
	Big Block 429-460
	Modular Engine 4.6 L & 5.4 L
Pontiac	Aftermarket Pontiac Block
Studebaker	289 V8
BAE	Hemi
Mopar	Small Block, Big Block
MBR	8.3 Liter Hemi

Pricing

Gear Drives	Single-Supercharger Gear Drive	\$2900-up
	Dual-Supercharger Gear Drive	4200-up
Upgrade Options	High-strength, Stainless-steel Blower Hub	add 130.00
	Crank-trigger Hub (6- or 8-pin)	add 90.00
	12-pin Crank Hub	add 100.00
	12-pin Crank Hub Upgrade with Trigger	add 190.00
Gear Drive Accessories	Alternator Drive (4 speed-up ratios available)	300.00
	Fuel Pump Drive (Type I)	389.00
Belt Drives	Forward Mount Supercharger Belt Drive	3900-up
Accessories	50% Accessory Drive Reduction	589-up
Driven Components	Line Drive	TBA
	Tri-Drive	TBA
	Distributor with Pro Cap and Cam Sync	TBA
	Alternator Enclosed Flange Drive	TBA
	Power Steering Pro Pump	TBA
	Water Pump	TBA
	Magneto Drive	TBA
	Offset Magneto Drive	TBA
	Fuel Pumps (various brands)	TBA
	Oil Pumps (various brands)	TBA

All prices and specifications are subject to change.



A Chris Alston's Chassisworks, Inc. Brand

Component Drive Systems
8661 Younger Creek Drive
Sacramento, CA 95828

Order: 800-722-2269
Tech: 916-388-0288
Fax: 916-388-0295

CDSinfo@cachassisworks.com
www.cachassisworks.com